

# GUARDIAN

## Patent-Pending Remote Medical Testing Shelter



Brasco's Guardian medical administration shelter allows frontline medical professionals to be completely enclosed inside of a securely locked shelter while administering critical tests to patients experiencing symptoms. Medical personnel will have access to patients through protected iris ports while using full length gloves. The ports allow easy access and withdrawal while maintaining a continual seal around the arm. These shelters replace much of the need for total body patient protective equipment by providing a complete barrier between patient and medical administrator.

The patent-pending Guardian medical testing shelter was thoughtfully designed with frontline medical workers in mind. The standard shelter is constructed out of clear tempered safety glass and structural grade aluminum allowing for quick and easy disinfecting. Shelters ship fully preassembled and come with concrete anchoring hardware. Brasco's engineering team calculates all shelters to meet local wind, snow & seismic load requirements, making the shelters safe and secure to withstand high winds due to local weather events such as tornados.

**Below:** 5' x 5' Guardian Medical Testing Shelter with 1/4" Clear Tempered Safety Glass, 8" Diameter Iris Arm Ports, Bottom Perimeter Wind Skirting and 36" Commercial Door with Keyed Lock. Patent Pending.



### Key Benefits

#### REMOTE MOBILE MEDICAL TESTING

It is our goal to keep those experiencing symptoms of many communicable illnesses separate from others to prevent the spread and **flatten the curve**. Our shelter will allow patients to feel safe and receive the test and care they need without entering a hospital.

#### EXTERNAL EMPLOYEE/ VISITOR SCREENING

Screen employees and/or visitors prior to entering a facility; further protecting the workforce from preventable illnesses.

#### COMPLETE BODY PROTECTION

Medical professionals will be able to enter the shelter through a keyed door and interact with patients through iris arm ports; removing patient-provider contact.

#### REDUCED NEED FOR PPE

With the shelter enclosure acting as a barrier between patient and provider, medical personnel will only be required to change gloves and disinfect the shelter between shifts.

#### QUICK AND EASY SANITIZATION

Many facilities are using tents as their shelters which cannot be easily sanitized. Tempered safety glass, aluminum and plastic **allows for complete sanitization**, further reducing the spread of illnesses.

#### FACILITATES FASTER TESTING

Medical providers will be consuming less PPE allowing them to test a greater number of patients with diminished downtime between patients.

#### LONG-LASTING DURABLE SHELTER

Guardian medical testing shelters are **built locally in the United States**. Going forward, continuation of administering tests for illnesses such as COVID-19 is increasingly important to flatten the curve and prevent the general public from coming into contact with the pathogen. This shelter is engineered to withstand environmental and weather requirements including **high wind events such as tornados**.

# GUARDIAN

Patent-Pending Remote Medical Testing Shelter



## Standard Specifications

### WIDTH\*

5'

### LENGTH\*

5'

### COLUMNS

2.5" Square Tube Aluminum  
(as calculated by Brasco Engineers)

### STANDARD ROOF MATERIAL

Aluminum Flat Pan

### STANDARD WALL PANELS

1/4" Tempered Safety Glass

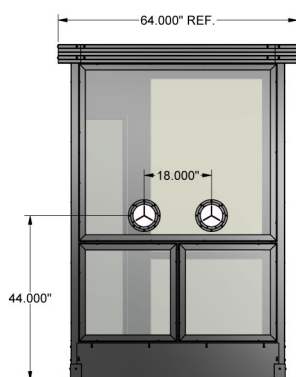
### WALL CONFIGURATION

Full Side Walls with Bottom Perimeter Wind Skirting

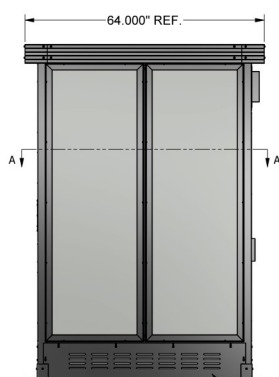
### INCLUDED

36" Commercial Door  
8" Diameter Iris Arm Ports  
Anchor Boots for Attachment (4" Adjustability)  
Concrete Mounting Hardware  
Anodized Aluminum Finish (Clear or Bronze)  
Integrated Gutter System  
1 Year Manufacturer's Warranty  
Rust-Resistant Aluminum  
Buy America Compliant

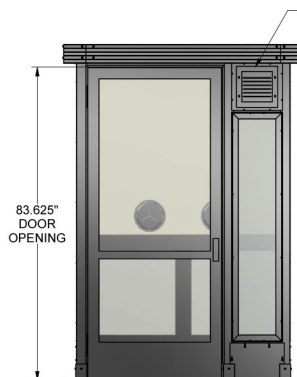
\*custom configurations possible, if needed, and available



WINDOW ELEVATION



SIDE ELEVATION



DOOR ELEVATION

VENTED PANEL  
WITH BUG SCREEN  
(BOTH SIDES)

